

HASTELLOY[®] C-22[®] alloy

A most versatile nickel-chromium-molybdenum-tungsten alloy available today with improved resistance to both uniform and localized corrosion as well as to a variety of mixed industrial chemicals. The C-22 alloy exhibits superior weldability and is used as overalloy filler wire and weld overlay consumables to improve resistance to corrosion.

Contents

Principal Features	3
Laboratory Corrosion Tests	4
Field Evaluation	5
Typical Applications	6
Aqueous Corrosion Data	8
Resistance to Localized Attack	10
Thermal Stability	11
Isocorrosion Curves	12
Physical Properties	13
Hardness and Impact Strength	14
Tensile Data	15
Fabrication	16
Welding	18
Machining	21
Availability	22
Sales Office Addresses	24

About Haynes International, Inc.

Haynes International, Inc., was founded in 1912 by Elwood Haynes, an inventor of some of the first cobalt-based alloys. The company has relied on a strong technology base ever since.

HASTELLOY® alloys are known throughout the chemical process industry as the premier corrosion resistant materials. HAYNES® high-temperature alloys are equally well known in the aerospace field for their unique heat-resistance qualities. Both of these groups of alloys were developed and perfected in Kokomo, Indiana.

Haynes International is stocked to respond immediately to virtually any high performance alloy requirement. The company's technical backup and applications knowledge are unsurpassed.


HASTELLOY® C-22® alloy Excels in Pitting Resistance

HASTELLOY®
C-4 alloy

HASTELLOY
C-22 alloy

HASTELLOY
C-276 alloy

HAYNES®
625 alloy



Samples were subjected to a solution of 11.5% H₂SO₄, 1.2% HCl, 1% FeCl₃ AND 1% CuCl₂. Solutions for coupons 625 and C-4 were at 102°C, while C-276 and C-22 were at 125°C.

PRINCIPAL FEATURES

Outstanding Corrosion Resistance

HASTELLOY® C-22® alloy is a versatile nickel-chromium-molybdenum-tungsten alloy with better overall corrosion resistance than other Ni-Cr-Mo alloys available today, including HASTELLOY C-276 and C-4 alloys and alloy 625. C-22 alloy has outstanding resistance to pitting, crevice corrosion, and stress corrosion cracking. It has excellent resistance to oxidizing aqueous media including wet chlorine and mixtures containing nitric acid or oxidizing acids with chloride ions. Also, C-22 alloy offers optimum resistance to environments where reducing and oxidizing conditions are encountered in process streams. Because of such versatility it can be used where “upset” conditions are likely to occur or in multi-purpose plants.

C-22 alloy has exceptional resistance to a wide variety of chemical process environments, including strong oxidizers such as ferric and cupric chlorides, chlorine, hot contaminated solutions (organic and inorganic), formic and acetic acids, acetic anhydride, and seawater and brine solutions. C-22 alloy resists the formation of grain-boundary precipitates in the weld heat-affected zone, thus making it suitable for most chemical process applications in the as-welded condition.

Product Forms

C-22 alloy is available in most common product forms: plate, sheet, strip, billet, bar, wire, covered electrodes, pipe, and tubing.

Wrought forms of this alloy are furnished in the solution heat-treated condition unless otherwise specified.

Applications

Some of the areas of use for C-22 alloy are:

- Acetic Acid/Acetic Anhydride
- Acid Etching
- Cellophane Manufacturing
- Chlorination Systems
- Complex Acid Mixtures
- Electro-Galvanizing Rolls
- Expansion Bellows
- Flue Gas Scrubber Systems
- Geothermal Wells
- HF Furnace Scrubbers
- Incineration Scrubber Systems
- Nuclear Fuel Reprocessing
- Pesticide Production
- Phosphoric Acid Production
- Pickling Systems
- Plate Heat Exchangers
- Selective Leaching Systems
- SO₂ Cooling Towers
- Sulfonation Systems
- Tubular Heat Exchangers
- Weld Overlay-Valves

Field Test Program

Samples of C-22 alloy are readily available for laboratory or implant corrosion testing. Analysis of corrosion resistance of the tested material can also be performed and the results provided to the customer as a free technical service. Test C-22 alloy and compare. Contact any of the convenient locations shown on the back cover of this brochure for test coupons and information.

Specifications

HASTELLOY C-22 alloy is covered by ASME Section VIII, Division I. Plate, sheet, strip, bar, tubing, and pipe are covered by ASME specifications SB-574, SB-575, SB-619, SB-622 and SB-626 and by ASTM specifications B-574, B-575, B-619, B-622, and B-626. DIN specification is 17744 No. 2.4602 (all forms), TUV Werkstoffblatt 479 (all forms). NACE specification is MR-01-75. C-22 alloy falls within the range of UNS number N06022 but has a more restricted composition for improved performance. These improvements are of such significance that it has been widely patented throughout the world.

Material Safety Data Sheets

For information concerning material safety data, ask for Material Safety Data Sheets H2071 and H1072.

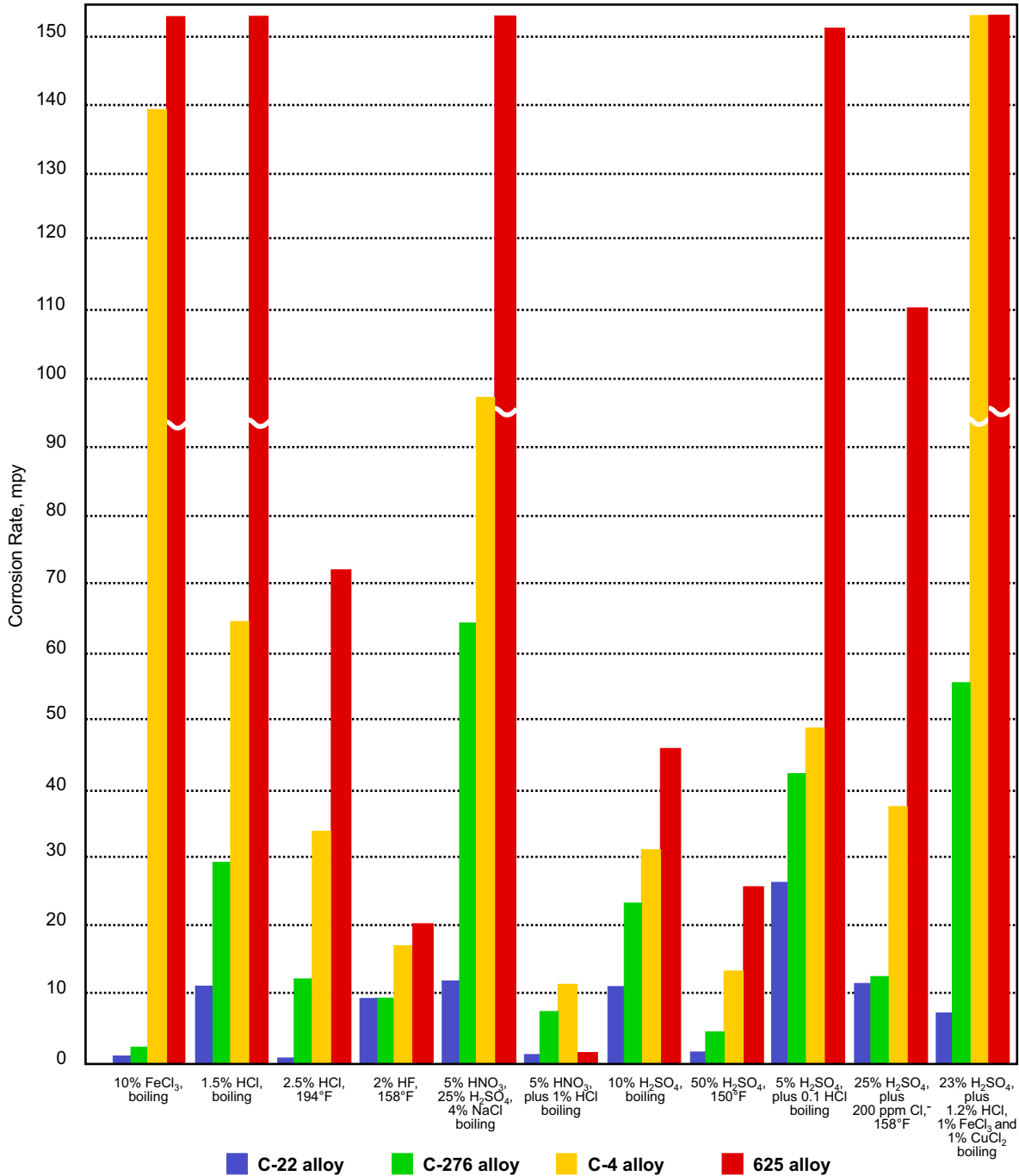
Nominal Chemical Composition, Weight Percent

Ni	Co	Cr	Mo	W	Fe	Si	Mn	C	V
56 ^a	2.5 ^{**}	22	13	3	3	0.08 ^{**}	0.50 ^{**}	0.010 ^{**}	0.35 ^{**}

^a The undiluted deposited chemical composition of C-22 alloy covered electrodes has 0.02% carbon and 0.2% Si.

^{**} Maximum [°] As balance

Laboratory Corrosion Tests Demonstrate Superiority of HASTELLOY® C-22® alloy



Field Evaluations

Exhibits Excellent Corrosion Protection

Chemical Processing Industry

Reactor Vessel		
10-15% Sulfuric Acid + Solids/Impurities		
212°F (100°C) — 12 Months		
Corrosion		
	Rate (mpy)	Remarks
316L Stainless Steel	>61	Sample Dissolved
Carpenter 20Cb-3® alloy	>57	Sample Dissolved
Alloy 825	>58	Sample Dissolved
HASTELLOY® B-2 alloy	>58	Sample Dissolved
HAYNES® 625 alloy	29	Severe Corrosion Attack
HASTELLOY C-276 alloy	28	Severe Corrosion Attack
HASTELLOY C-22® alloy	4.7	Slight Corrosion Attack

Flue Gas Desulfurization (FGD)

Pulverized Coal Fired Unit		
4.8% Sulfur		
Outlet Duct		
129°F (54°C) — 27 Months		
	Depth of Attack	
	Pitting (in.)	Crevice (in.)
316L Stainless Steel	0.011	0.015
Alloy 904L	0.010	0.005
Jessop JS700® alloy	0.010	0.011
HAYNES 625 alloy	No Attack	0.005
HASTELLOY C276 alloy	No Attack	0.007
HASTELLOY C-22 alloy	No Attack	0.002

Refinery Industry

Coke Refinery		
Vaporizer		
203°F (95°C) — 2 Months		
Corrosion		
	Rate (mpy)	Remarks
316L Stainless Steel	139	Severe Crevice Attack
Carpenter 20Cb-3® alloy	227	Partially Dissolved
Avesta 254 SMO® alloy	83	Pitting, Crevice Attack
Allegheny AL-6XN® alloy	60	Pitting, Crevice Attack
HAYNES 625 alloy	29	Pitting, Crevice Attack
HASTELLOY C-22 alloy	3.4	Slight Crevice Attack

Chemical Waste Incineration

Rotary Kiln Industrial Organic		
Quench Duct		
300°F (149°C) — 4 Months		
Corrosion		
	Rate (mpy)	Remarks
Carbon Steel	>353	Sample Dissolved
316L Stainless Steel	>160	Sample Dissolved
Avesta 254 SMO alloy	83	Severe Pitting Attack
HAYNES 625 alloy	64	Moderate Pitting Attack
HASTELLOY C-276 alloy	53	Moderate Pitting Attack
HASTELLOY C-22 alloy	27	Slight Pitting Attack

Refinery Industry

Ammonium Sulfite-Type Mill		
C-Stage Washer		
75°F (24°C) — 8 Months		
	Depth of Attack	
	Pitting (in.)	Crevice (in.)
316L Stainless Steel	0.030	0.045
Alloy 904L	0.023	0.029
Avesta 254 SMO alloy	0.015	No Attack
HAYNES 625 alloy	0.005	No Attack
HASTELLOY C-22 alloy	0.002	No Attack

Chemical Waste Incineration

Ammonia Stripping Process		
Waste Water		
160°F (71°C) — 3 Months		
	Depth of Attack	
	Pitting (in.)	Crevice (in.)
Carbon Steel	0.040	0.050
316L Stainless Steel	0.005	0.005
Allegheny AL-6XN alloy	0.005	No Attack
HAYNES 625 alloy	0.004	No Attack
HASTELLOY C-22 alloy	No Attack	No Attack

TYPICAL APPLICATIONS

This large fabrication of HASTELLOY® C-22® alloy is shown here being readied for shipment to a papermill in the southeast. C-22 alloy was selected for this application after extensive testing in the actual bleach washer environment. It has already given over 10 years of service with no corrosive attack.



Twenty different materials were tested for this hydrofluoric acid prescrubber after the original material failed. C-22 alloy had four times better corrosion resistance than the original material and 20 percent better than the next candidate. The process involves 20 percent HF, 64 percent H₂SO₄ and 16 percent water at 150 to 200°F.



Solid rocket propellant effluents and salt air caused pitting and crevice corrosion attack of stainless steel. C-22 alloy was selected over 19 different alloys for the clamshell bellows after extensive testing. The bellows have been in service for more than 12 years.



Sleeved electrogalvanizing finishing rolls made of HASTELLOY C-22 alloy are ready for placement in a steel finishing manufacturing line. C-22 alloy helps reduce defects on the rolls which is necessary to produce defect free galvanized steel for the automotive industry.




Typical Applications (continued)



Acid pump, fortified with a C-22 alloy sleeve, is still providing excellent service after 9 years in a continuous stainless steel pickling operation. The acid consists of 2 percent hydrofluoric acid, 20 percent hydrochloric acid, and as much as 40 gm/liter of iron, at 170°F.




Conditions were so severe in C-stage bleaching operations at one mill that even C-276 alloy welds were suspect. As a preventive maintenance measure, 3 mm was ground off each weld and replaced with a weld deposit of C-22 alloy. This photo, taken 18 months later, shows the welds virtually unaffected. At this printing, it is still in service after 7 years.



The largest fabrication of HASTELLOY® C-22® alloy known to-date is shown here being thin-sheet lined for exposure in a utility flue-gas desulfurization plant. C-22 sheet is still providing excellent service after 10 years.

C-22 alloy was selected to replace a FRP fan because of its durability and corrosion resistance. This fan will handle the incineration of radioactive and hazardous wastes.



COMPARATIVE AQUEOUS CORROSION DATA*

Media	Concentration Weight Percent	Test Temperature		Average Corrosion Rate Per Year, mils**			
		°F	(°C)	C-22® alloy	C-276 alloy	C-4 alloy	625 alloy
Acetic Acid	99	Boiling		Nil	<1	Nil	<1
Ferric Chloride	10	Boiling		1	2	140	7325
Formic Acid	88	Boiling		<1	1	2	9
Hydrochloric Acid	1	Boiling		3	13	25	1
	1.5	Boiling		14	32	64	353
	2	194	(90)	Nil	1	31	Nil
	2	Boiling		61	51	82	557
	2.5	194	(90)	<1	12	34	72
	2.5	Boiling		141	85	44	605
	10	Boiling		400	288	228	642
Hydrochloric Acid	1	200	(93)	2	41	-	238
+ 42 g/l Fe ₂ (SO ₄) ₃	5	150	(66)	2	5	3	2
Hydrochloric Acid + 2% HF	5	158	(70)	59	26	34	123
Hydrofluoric Acid	2	158	(70)	9	9	17	20
	5	158	(70)	14	10	15	16
P ₂ O ₅ (Commercial Grade)	38	185	(85)	2	9	-	1
	44	240	(116)	21	100	-	23
	52	240	(116)	11	33	-	12
P ₂ O ₅ + 2000 ppm Cl	38	185	(85)	1	12	-	2
P ₂ O ₅ + 0.5% HF	38	185	(85)	7	45	-	9
Nitric Acid	10	Boiling		<1	7	7	<1
	65	Boiling		134	888	217	21
Nitric Acid + 6% HF	5	140	(60)	67	207	204	73
Nitric Acid + 25% H ₂ SO ₄ + 4% NaCl	5	Boiling		12	64	97	713
Nitric Acid + 1% HCl	5	Boiling		<1	8	11	1
Nitric Acid + 2.5% HCl	5	Boiling		2	21	26	<1
Nitric Acid + 15.8% HCl	8.8	126	(52)	4	33	114	>10,000

*Average of 4-10 tests.

**To convert mils per year (mpy) to mm per year, divide by 40.

Comparative Aqueous Corrosion Data* (continued)

Media	Concentration Weight Percent	Test Temperature		Average Corrosion Rate Per Year, mils**			
		°F	(°C)	C-22® alloy	C-276 alloy	C-4 alloy	625 alloy
Sulfuric Acid	2	150	(66)	Nil	<1	Nil	Nil
	2	Boiling		5	6	6	6
	5	174	(79)	<1	1	1	<1
	5	Boiling		9	12	16	16
	10	Boiling		12	19	25	37
	20	150	(66)	<1	<1	<1	<1
	20	174	(79)	1	3	2	13
	20	Boiling		33	39	36	91
	30	150	(66)	<1	1	<1	<1
	30	174	(79)	3	4	3	27
	30	Boiling		64	55	73	227
	40	100	(38)	<1	<1	<1	<1
	40	150	(66)	<1	1	9	1
	40	174	(79)	9	10	15	35
	50	100	(38)	<1	Nil	<1	1
	50	150	(66)	1	4	13	25
	50	174	(79)	16	12	25	58
	60	100	(38)	<1	<1	1	<1
	70	100	(38)	Nil	Nil	2	<1
	80	100	(38)	Nil	<1	<1	<1
Sulfuric Acid + 0.1% HCl	5	Boiling		26	33	49	151
Sulfuric Acid + 0.5% HCl	5	Boiling		61	49	91	434
Sulfuric Acid + 1% HCl	10	158	(70)	<1	11	24	121
Sulfuric Acid + 1% HCl	10	194	(90)	94	45	66	326
Sulfuric Acid + 1% HCl	10	Boiling		225	116	192	869
Sulfuric Acid + 2% HF	10	Boiling		29	22	26	55
Sulfuric Acid + 200 ppm Cl ⁻	25	158	(70)	11	12	37	110
Sulfuric Acid + 200 ppm Cl ⁻	25	Boiling		215	186	182	325
Sulfuric Acid + 1.2% HCl + 1% FeCl ₃ + 1% CuCl ₂	11.5	Boiling		3	42	837	1815
Sulfuric Acid + 1.2% HCl + 1% FeCl ₃ + 1% CuCl ₂ (ASTMG28B)	23	Boiling		8	55	2155	2721
Sulfuric Acid + 42 g/l Fe ₂ (SO ₄) ₃ (ASTMG28A)	50	Boiling		40	250	143	23

*Average of 4-10 tests.

**To convert mils per year (mpy) to mm per year, divide by 40.

Comparative Immersion Critical Pitting and Critical Crevice-Corrosion Temperatures in Oxidizing NaCl-HCl Solution

The chemical composition of the solution used in this test is as follows: 4 percent NaCl + 0.1 percent $Fe_2(SO_4)_3$ + 0.01 M HCl. This solution contains 24,300 ppm chlorides and is acidic (pH2).

corrosion testing, the solution temperature was varied in 5 deg. C increments to determine the lowest temperature at which pitting corrosion initiated (observed by examination at a magnification of 40X) after a

24-hour exposure period (Critical Pitting Temperature), and the lowest temperature at which crevice corrosion initiated in a 100-hour exposure period (Critical Crevice-Corrosion Temperature).

In both pitting and crevice-

Alloy	Critical Pitting Temperature		Critical Crevice-Corrosion Temperature	
	°C	°F	°C	°F
HASTELLOY® C-22® alloy	>150	>302	102	212 (Boiling)
HASTELLOY C-276 alloy	150	302	80	176
HASTELLOY C-4 alloy	140	284	50	122
HAYNES® 625 alloy	90	194	50	122
HASTELLOY G-30® alloy	70	158	40	104
Allegheny AL-6XN® alloy	70	158	45	113
Avesta 254 SMO® alloy	60	140	40	104
FERRALIUM® alloy 255	50	122	35	95
Alloy 904L	45	113	20	68
Type 317LM Stainless Steel	35	95	15	59
Alloy 825	25	77	≤5	≤23
Carpenter 20Cb-3® alloy	25	68	≤5	≤23
Type 316 Stainless Steel	20	68	≤5	≤23

Comparative Critical Pitting Temperatures in Oxidizing H_2SO_4 -HCl Solution

The chemical composition of the solution used in this test is as follows: 11.5 percent H_2SO_4 + 1.2 percent HCl + 1 percent $FeCl_3$ + 1 percent $CuCl_2$. This test environment is a severely oxidizing acid solution which is used

to evaluate the resistance of alloys to localized corrosion. It is considerably more aggressive than the oxidizing NaCl-HCl test. Experiments were performed in increments of solution temperature of 5 deg. C for a 24-hour

exposure period to determine the critical pitting temperature, i.e. the lowest temperature at which pitting corrosion initiated (observed at a magnification of 40X).

Alloy	Critical Pitting Temperature	
	°C	°F
HASTELLOY C-22 alloy	120	248
HASTELLOY C-276 alloy	110	230
HASTELLOY C-4 alloy	90	194
HAYNES 625 alloy	75	167

Stress-Corrosion Cracking Data in 20.4 Percent Magnesium Chloride for 1 Week


Condition	Test Temperature, 400°F (204°C)	Test Temperature, 450°F (232°C)	Hardness, Rockwell
Mill Annealed	No cracks	No cracks	R _b 90
20% Cold Worked	No cracks	No cracks	R _c 33
50% Cold Worked	No cracks	No cracks	R _c 43

THERMAL STABILITY

A practical concern related to an alloy's susceptibility to intergranular corrosion is the heat-affected zone of weldments. Welded test coupons of C-276 and C-22[®] alloys were exposed to an oxidizing sulfuric acid

process solution.* C-276 alloy suffered unusually severe base metal, weld metal, and heat-affected zone attack in this particular environment. In fact only one-third of the coupon thickness in the heat-affected zone

survived the corrosion test. C-276 alloy is seldom attacked to this degree in other media. There was minimal corrosion attack on the C-22 alloy sample.



*11% H₂SO₄+3.9% Fe₂(SO₄)₃
+ other chemicals at 302°F (150°C)
and overpressurized with O₂.

Corrosion-Resistant Weld Filler Metal


Many corrosion failures are associated with welds. Reliable, cost effective and practical solutions to corrosion weld problems involve the use of HASTELLOY C-22 filler metal. Tests were conducted at the

Los Alamos National Laboratory, New Mexico, in a simulated incinerator off-gas scrub solution for 39 days. Alloy 625 suffered severe base metal and weld metal attack in this particular environment.


Moderate attack of the base metal was observed on AL-6XN alloy. C-22 alloy exhibited no corrosion attack of the weld metal and base metal.

3M NaCl+0.1M FeCl₃+0.1M NaF
167°F (75°C), pH = 1

Alloy		Corrosion Rate (mpy)
Base Metal	Filler Weld	
AL-6XN	625	112
AL-6XN	C-22	72




AL-6XN base
625 weld




AL-6XN base
C-22 weld

3M NaCl+0.1M FeCl₃+0.1M NaF
167°F (75°C), pH = 1


Alloy		Corrosion Rate (mpy)
Base Metal	Filler Weld	
625	625	100
625	C-22	94
C-22	C-22	0.17



625 base
625 weld



625 base
C-22 weld



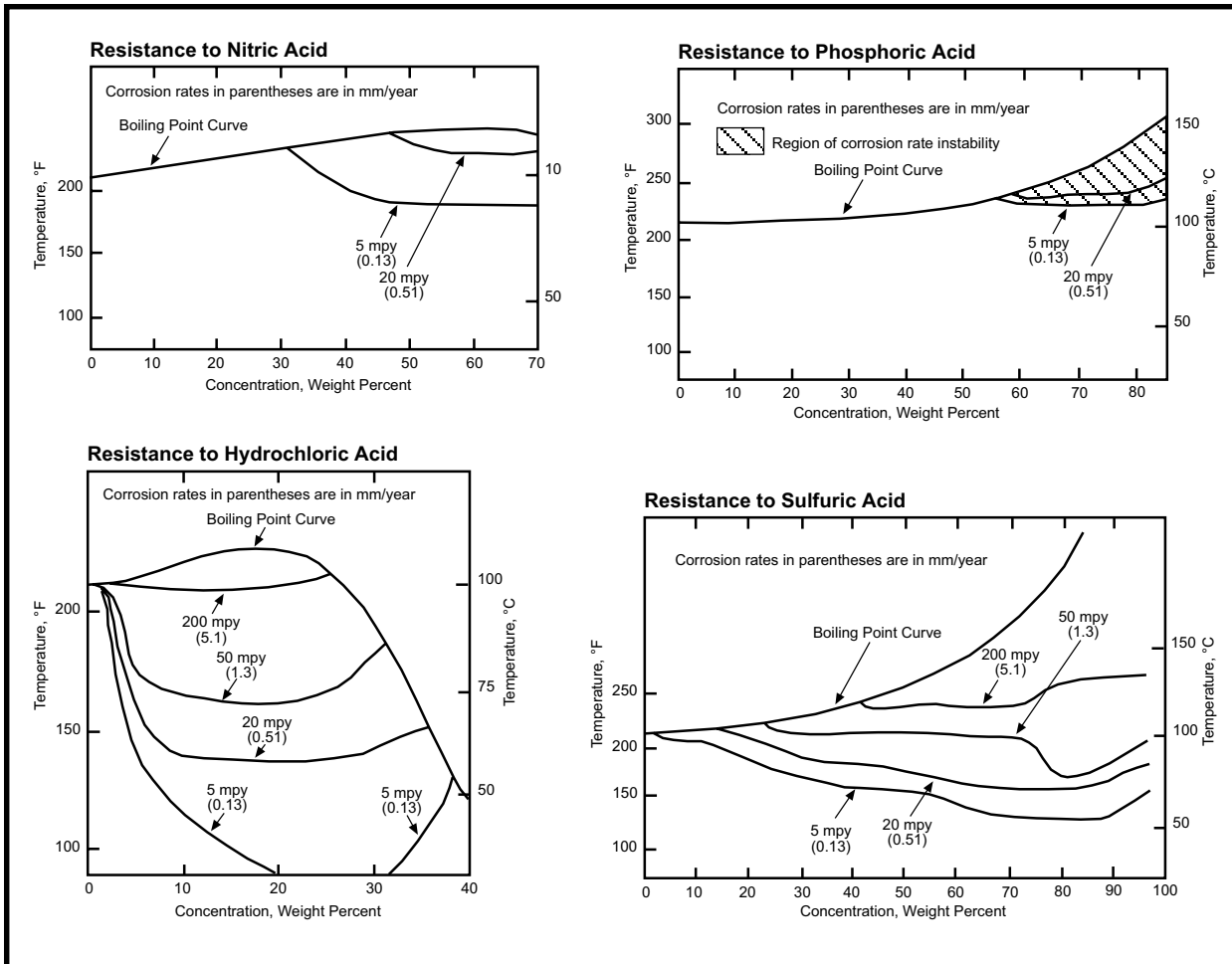
C-22 base
C-22 weld

ISOCORROSION DIAGRAMS*

The isocorrosion diagrams shown on this page were plotted using data obtained in laboratory tests in

reagent grade acids. These data should be used only as a guide. It is recommended that samples

be tested under actual plant conditions.



*All test specimens were heat-treated at 2050°F (1121°C), rapid quenched and in the unwelded condition.

AVERAGE PHYSICAL PROPERTIES

Physical Property	Temp., °F	British Units	Temp., °C	Metric Units
Density	75	0.314 lb/in. ³	24	8.69 g/cm. ³
Melting Temperature Range	2475-2550		1357-1399	
Electrical Resistivity	75	44.8 microhm-in.	24	1.14 microhm-m
	212	48.3 microhm-in.	100	1.23 microhm-m
	392	48.7 microhm-in.	200	1.24 microhm-m
	572	49.3 microhm-in.	300	1.25 microhm-m
	752	49.6 microhm-in.	400	1.26 microhm-m
	932	49.9 microhm-in.	500	1.27 microhm-m
	1112	50.2 microhm-in.	600	1.28 microhm-m
Mean Coefficient of Thermal Expansion	75-200	6.9 microinches/in.-°F	24-93	12.4 x 10 ⁻⁶ m/m-K
	75-400	6.9 microinches/in.-°F	24-204	12.4 x 10 ⁻⁶ m/m-K
	75-600	7.0 microinches/in.-°F	24-316	12.6 x 10 ⁻⁶ m/m-K
	75-800	7.4 microinches/in.-°F	24-427	13.3 x 10 ⁻⁶ m/m-K
	75-1000	7.7 microinches/in.-°F	24-538	13.9 x 10 ⁻⁶ m/m-K
	75-1200	8.1 microinches/in.-°F	24-649	14.6 x 10 ⁻⁶ m/m-K
	75-1400	8.5 microinches/in.-°F	24-760	15.3 x 10 ⁻⁶ m/m-K
	75-1600	8.8 microinches/in.-°F	24-871	15.8 x 10 ⁻⁶ m/m-K
Thermal Diffusivity	70	0.004 in. ² /sec.	21	2.7 x 10 ⁻⁶ m ² /s
	212	0.005 in. ² /sec.	100	3.0 x 10 ⁻⁶ m ² /s
	392	0.005 in. ² /sec.	200	3.5 x 10 ⁻⁶ m ² /s
	572	0.006 in. ² /sec.	300	3.9 x 10 ⁻⁶ m ² /s
	752	0.007 in. ² /sec.	400	4.2 x 10 ⁻⁶ m ² /s
	932	0.007 in. ² /sec.	500	4.6 x 10 ⁻⁶ m ² /s
	1112	0.007 in. ² /sec.	600	4.8 x 10 ⁻⁶ m ² /s
Thermal Conductivity	118	70 Btu-in./ft. ² hr.-°F	48	10.1 W/m-K
	212	77 Btu-in./ft. ² hr.-°F	100	11.1 W/m-K
	392	93 Btu-in./ft. ² hr.-°F	200	13.4 W/m-K
	572	108 Btu-in./ft. ² hr.-°F	300	15.5 W/m-K
	752	121 Btu-in./ft. ² hr.-°F	400	17.5 W/m-K
	932	135 Btu-in./ft. ² hr.-°F	500	19.5 W/m-K
	1112	148 Btu-in./ft. ² hr.-°F	600	21.3 W/m-K
Specific Heat	126	0.099 Btu/lb.-°F	52	414 J/Kg-K
	212	0.101 Btu/lb.-°F	100	423 J/Kg-K
	392	0.106 Btu/lb.-°F	200	444 J/Kg-K
	572	0.110 Btu/lb.-°F	300	460 J/Kg-K
	752	0.114 Btu/lb.-°F	400	476 J/Kg-K
	932	0.116 Btu/lb.-°F	500	485 J/Kg-K
	1112	0.123 Btu/lb.-°F	600	514 J/Kg-K

Average Dynamic Modulus of Elasticity

Form	Condition	Test Temperature		Average Dynamic Modulus of Elasticity	
		°F	(°C)	10 ⁶ psi	GPa
Plate	Heat-treated at 2050°F (1121°C)	Room		29.9	(206)
		200	(93)	29.4	(203)
		400	(204)	28.5	(196)
	Rapid Quenched	600	(316)	27.6	(190)
		800	(427)	26.6	(183)
		1000	(538)	25.7	(177)
		1200	(649)	24.8	(171)
		1400	(760)	23.6	(163)
		1600	(871)	22.4	(154)
	1800	(982)	21.1	(145)	

Average Room Temperature Hardness

Form	Hardness, Rockwell
Sheet	R _B 93
Plate	R _B 95

Average Impact Strength, Plate*

Condition	V-Notch Impact Strength			
	Room Temperature		-320°F (-196°C)	
	ft.-lb.	Joules	ft.-lb.	Joules
Heat-treated at 2050°F (1121°C) Rapid Quenched	260*	353*	259*	351*
Aged 100 hrs. at 500°F (260°C)	-	-	259*	351*
Aged 100 hrs. at 1000°F (538°C)	-	-	259*	351*
Aged 100 hrs. at 1000°F (538°C)	-	-	87	118

*Specimens did not break.

AVERAGE TENSILE DATA, SOLUTION HEAT-TREATED

Form	Test Temperature		Ultimate Tensile Strength, Ksi*	Yield Strength at 0.2% Offset, Ksi*	Elongation in 2 in. (50.8 mm), %
	°F	°C			
Sheet, 0.028 - 0.125 in. (0.71 - 3.2 mm) thick**	Room		116	59	57
	200	(93)	110	54	58
	400	(204)	102	44	57
	600	(316)	98	42	62
	800	(427)	95	41	67
	1000	(538)	91	40	61
	1200	(649)	85	36	65
	1400	(760)	76	35	63
Plate, 1/4 - 3/4 in. (6.4 - 19.1 mm) thick***	Room		114	54	62
	200	(93)	107	49	65
	400	(204)	98	41	66
	600	(316)	95	36	68
	800	(427)	92	35	68
	1000	(538)	88	34	67
	1200	(649)	83	32	69
	1400	(760)	76	31	68
Bar, 1/2 - 2 in. (12.7 - 50.8 mm) diameter***	Room		111	52	70
	200	(93)	105	45	73
	400	(204)	96	38	74
	600	(316)	92	34	79
	800	(427)	89	31	79
	1000	(538)	84	29	80
	1200	(649)	80	28	80
	1400	(760)	72	29	77

* Ksi can be converted to MPa (megapascals) by multiplying by 6.895.

** Average of 10-20 tests. *** Average of 16-32 tests. **** Average of 8-16 tests.

FABRICATION

Heat Treatment

Wrought forms of HASTELLOY® C-22® alloy are furnished in the solution heat-treated condition unless otherwise specified. The standard solution heat treatment consists of heating at 2050°F (1121°C) followed by rapid air cooling or water quenching.

Parts which have been hot formed or severely cold formed should be solution heat-treated prior to further fabrication or installation.

Forming

C-22 alloy has excellent forming characteristics. Cold forming is the preferred method of form-

ing. Because of its good ductility, it can easily be cold-worked. The alloy is generally stiffer than the austenitic stainless steels. Therefore, more energy is required during cold forming. For further information, please consult the Haynes publication H-2010.

Formability

Form	Condition	HASTELLOY Alloys	Average Olsen Cup Depth	
			in.	mm
Sheet, 0.028 in. (0.71 mm) thick	Heat-treated at 2050°F (1121°C), Rapid Quenched	C-22	0.49	12.4
		C-276	0.48	12.2
Sheet, 0.028 in. (0.71 mm) thick	Aged at 1600°F (871°C), for 1000 hrs.	C-22	0.49	12.4
		C-276	0.48	12.2
Sheet, 0.028 in. (0.71 mm) thick	Cold Worked 33%	C-22	0.49	12.4
		C-276	0.48	12.2
Sheet, 0.028 in. (0.71 mm) thick	Cold Worked 33% and Aged at 932°F (500°C) for 100 hrs.	C-22	0.49	12.4
		C-276	0.48	12.2

Average Room Temperature Tensile Data, Cold-Worked Sheet

Cold Worked %	Ultimate Tensile Strength, Ksi*	Yield Strength at 0.2% Offset, Ksi*	Elongation in 2 in. (50.8 mm), %
0	116	59	57
10	130	93	39
20	151	127	23
30	170	151	13
40	192	174	9
50	206	183	10
60	222	202	7

Average Room Temperature Tensile Data, Cold-Worked and Aged** Sheet

Cold Worked %	Ultimate Tensile Strength, Ksi*	Yield Strength at 0.2% Offset, Ksi*	Elongation in 2 in. (50.8 mm), %
0	116	62	73
10	141	110	42
20	165	141	28
40	206	193	15
60	250	244	6

* Ksi can be converted to MPa (megapascals) by multiplying by 6.895.

** Aged 100 hours at 932°F (500°C).

Average Room Temperature Hardness, Aged Sheet*

Aging Temperature, °F (°C)	Cold Reduction, %						
	0	10	20	30	40	50	60
No Aging	R _B 90	R _C 24	R _C 33	R _C 36	R _C 40	R _C 41	R _C 43
940 (504)	R _B 94	R _C 24	R _C 32	R _C 37	R _C 42	R _C 45	R _C 48
1010 (543)	R _B 95	R _C 26	R _C 32	R _C 41	R _C 44	R _C 45	R _C 48
1070 (577)	R _B 95	R _C 28	R _C 32	R _C 39	R _C 40	R _C 44	R _C 48
1130 (610)	R _B 93	R _C 22	R _C 27	R _C 33	R _C 37	R _C 41	R _C 45
1200 (649)	R _B 93	R _C 21	R _C 27	R _C 33	R _C 37	R _C 41	R _C 45
1260 (682)	R _B 95	R _C 20	R _C 25	R _C 31	R _C 36	R _C 41	R _C 44
1510 (821)	R _B 94	R _C 21	R _C 26	R _C 32	R _C 35	R _C 36	R _C 37
1770 (966)	R _B 93	R _C 21	R _C 21	R _C 21	R _C 23	R _C 25	R _C 25
1980 (1082)	R _B 83	R _B 83	R _B 84	R _B 84	R _B 83	R _B 83	R _B 80

*Aged 100 hours.

Average Impact Strength, Aged Plate

Aging Temperature, °F (°C)	Aging Time, hrs.	V-Notch Impact Strength -320°F (-196°C)	
		ft.-lb.	Joules
1000 (538)	1	259*	351*
	10	259*	351*
	100	259*	351*
1200 (649)	1	259*	351*
	10	259*	351*
	100	99	134
1400 (760)	1	259*	351*
	10	84	114
	100	28	38
1600 (871)	1	118	160
	10	38	52
	100	3	4
1800 (982)	1	114	155
	10	44	60
	100	12	16

*Specimens did not break.

WELDING

HASTELLOY® C-22® alloy is readily welded by gas tungsten arc (GTAW), gas metal arc (GMAW), and shielded metal arc (SMAW) welding techniques. Its welding characteristics are similar to those for HASTELLOY C-276 and C-4 alloys. Submerged arc welding is not recommended as this process is characterized by high heat input to the base metal and slow cooling of the weld.

Base Metal Preparation

The joint surface and adjacent area should be thoroughly cleaned before welding. All grease, oil, crayon marks, sulfur compounds, and other foreign matter should be removed.

Filler Metal Selections

Matching composition filler metal is recommended for joining C-22 alloy. For gas-tungsten-arc and gas-metal-arc welding, C-22 filler wire (ER NiCrMo-10)

is recommended. For shielded metal arc welding, C-22 covered electrodes (ENiCrMo-10; UNS W86022) are recommended.

Detailed fabricating information for C-22 alloy is available in the booklet, [Fabrication of HASTELLOY® Corrosion-Resistant Alloys \(H-2010\)](#) and [C-22® Alloy Welding Information \(H-2066\)](#).

Average Transverse Tensile Data, Weldments*

Form		Test Temperature		Ultimate Tensile Strength, Ksi**	Yield Strength at 0.2% Offset, 2 in. (50.8 mm), Ksi**	Elongation in %
		°F	°C			
Sheet, 0.125 in. (3.2 mm) thick	GTAW	Room		108	61	30
		1000	(538)	79	40	23
Plate, 1/4 in. (6.4 mm) thick	GTAW	Room		116	56	60
		1000	(538)	88	36	51
	GMAW (short arc)	Room		111	57	43
		1000	(538)	85	39	46
Plate, 1/2 in. (12.7 mm) thick	GTAW	Room		114	65	47
		1000	(538)	86	45	52
		1400	(760)	71	39	30
	GMAW (short arc)	Room		109	63	38
		1000	(538)	82	45	38
		1400	(760)	63	39	25
	GMAW (spray)	Room		110	67	37
		1000	(538)	80	45	33
1400	(760)	68	41	27		
Plate, 3/4 in. (19.1 mm) thick	SMAW	Room		111	56	58
Plate, 1.0 in. (23.4 mm) thick	GTAW (short arc)	Room		106	54	44
		752	(400)	92	38	48
	GMAW (spray)	Room		109	56	51
		752	(400)	93	35	59
Plate, 1.5 in. (46.1 mm) thick	GMAW (short arc)	Room		109	56	54
		752	(400)	92	38	59

*Average of 3-9 tests. ** Ksi can be converted to MPa (megapascals) by multiplying by 6.895.

Average Tensile Data, All-Weld Metal*

Weld Type	Test Temperature		Ultimate Tensile Strength, Ksi**	Yield Strength at 0.2% Offset, Ksi**	Elongation in 2 in. (50.8 mm), %
	°F	°C			
GTAW	Room		113	76	47
	500	(260)	94	60	52
	1000	(538)	187	57	51
GMAW (short arc)	Room		113	72	52
	500	(260)	94	60	52
	1000	(538)	84	54	55
SMAW	Room		110	74	47
	752	(400)	87	56	49

*Average of 10-20 tests. **Ksi can be converted to MPa (megapascals) by multiplying by 6.895.

Average Impact Strength, Weldments

Condition		V-Notch* Impact Strength			
		Room Temperature		-320°F (-196°C)	
		ft.-lb.	Joules	ft.-lb.	Joules
Plate, 1/2 in. (12.7 mm) thick	GTAW	148	201	111	150
	GMAW (short arc)	135	183	97	131
	GMAW (spray)	144	195	118	160
Plate, 3/4 in. (19.1 mm) thick	GTAW	148	201	118	160
	GMAW (short arc)	121	164	115	156
	GMAW (spray)	149	202	102	138
	SMAW	76	103	53	72

*Notch was located in the center of the weldment on the transverse edge.

Typical Bend Test Data, Welded Plate*

Weld Type	Face Bend, 2T	Side Bend		Root Bend, 2T
		2T	1 1/2T	
GTAW	Passed	Passed	Passed	Passed
GMAW (short arc)	Passed	Passed	Passed	Passed
GMAW (spray)	Passed	Passed	Passed	Passed
SMAW	Passed	Passed	-	Passed

*Duplicate specimens, 1/2 in. (12.7 mm) thick. Tested using AWS Specification 5.11 as a guide.

Room Temperature Tensile Data of Weldments After Thermal Aging

Welding Method	Condition	Specimen	Ultimate	Yield Strength	Elongation in
			Tensile Strength, Ksi*	at 0.2% Offset, Ksi*	2 in. (50.8mm), %
GTAW	As Welded	Unnotched	114	58	60
	Aged 4000 hrs. at 842°F (450°C)	Unnotched	114	59	60
	As Welded	Notched	147	84	-
	Aged 4000 hrs. at 842°F (450°C)	Notched	152	85	-
GMAW	As Welded	Unnotched	106	54	44
	Aged 4000 hrs. at 842°F (450°C)	Unnotched	110	55	58
	As Welded	Notched	146	82	-
	Aged 4000 hrs. at 842°F (450°C)	Notched	150	86	-

*Ksi can be converted to MPa (megapascals) by multiplying by 6.895.

Average Impact Strength, Weldments

Method	Condition	V-Notch Impact Strength			
		Room Temperature		-320°F (-196°C)	
		ft.-lb.	Joules	ft.-lb.	Joules
GTAW	As Welded	148	201	118	160
	Aged 4000 hrs. at 842°F (450°C)	124	168	-	-
GMAW	As Welded	144	195	106	144
	Aged 4000 hrs. at 842°F (450°C)	124	168	106	144

Dissimilar Weldment Mechanical Data, All-Weld Metal, Room Temperature

Weld Type	Base Metal	Weld Metal	Ultimate Tensile Strength, Ksi*	Yield Strength at 0.2% Offset, Ksi*	Elongation in 2 in. (50.8mm), %	V-Notch Impact Strength ft.-lb.
GTAW	316L	C-22	115	84	40	121
SMAW	316L	C-22	113	73	41	58
GTAW	904L	C-22	113	74	44	136
SMAW	904L	C-22	110	72	44	61
GTAW	C-22	C-22	113	76	47	148
SMAW	C-22	C-22	113	71	43	60

*Ksi can be converted to MPa (megapascals) by multiplying by 6.895.

MACHINING

The following are guidelines for performing typical machining operations upon C-22[®] alloy wrought stock. Exact details for

specific machining jobs will vary with circumstances of the particular job. Other tool materials not listed here may be suitable for

machining C-22 alloy under various conditions. For further information, please consult Haynes publication H-2010.

Recommended Tool Types and Machining Conditions

Operations	Carbide Tools	High Speed Steel Tools
Drilling	C-2 grade not recommended, but tipped drills may be successful on rigid setup of no great depth. The web must be thinned to reduce thrust. Use 135° included angle on point, Gun drill can be used. Speed: 50 sfm. Oil ² or water-base ³ coolant. Coolant-feed carbide tipped drills may be economical in some setups.	M-33, M-40 series ¹ or T-15: Use short drills, heavy web, 135° crank-shaft, grind points wherever possible. Speed: 10-15 sfm. Feed: 0.001 in. rev. 1/8 in. dia. 0.002 in. rev. 1/4 in. dia. 0.003 in. rev. 1/2 in. dia. 0.005 in. rev. 3/4 in. dia. 0.007 in. rev. 1 in. dia. Oil or water-base coolant. Use coolant feed drills if possible.
Normal Roughing; Turning or Facing	C-2 or C-3 grade: Negative rake square insert, 45° SCEA ⁴ , 1/32 in. nose radius. Tool holder: 5° neg. back rake, 5° neg. side rake. Speed: 90 sfm depending on rigidity of set up, 0.010 in. feed, 0.150 in. depth of cut. Dry ⁵ , oil, or water-base coolant.	
Finishing; Turning or Facing	C-2 or C-3 grade: Positive rake square insert, if possible, 45° SCEA, 1/32 in. nose radius. Tool holder: 5° pos. back rake, 5° pos. side rake. Speed: 95-110 sfm, 0.005-0.007 in. feed, 0.040 in. depth of cut. Dry or water-base coolant.	

- NOTES: 1 M-40 series High Speed Steels include M-41, M-42, M-43, M-44, M-45 and M-46 at the time of writing. Others may be added and should be equally suitable.
 2 Oil coolant should be a premium quality, sulfochlorinated oil with extreme pressure additives. A viscosity at 100°F from 50 to 125 SSU.
 3 Water-base coolant should be premium quality, sulfochlorinated water soluble oil or chemical emulsion with extreme pressure additives. Dilute with water to make 15:1 mix. Water-base coolant may cause chipping and rapid failure of carbide tools in interrupted cuts.
 4 SCEA - Side cutting edge angle or lead angle of the tool.
 5 At any point where dry cutting is recommended, an air jet directed on the tool may provide substantial tool life increase. A water-base coolant mist may also be effective.

Service and Availability are Paramount at Haynes International, Inc.

Over 2-million pounds of finished-goods inventory of high performance alloys is maintained by Haynes International, Inc. This is believed to be the largest in the industry. Ten world-wide service centers are linked by a

computer "browsing" system which enables any one center to access availability information from all of the others. Haynes International is dedicated, through this network, to the prompt fulfillment of customer requirements.



Supplies of corrosion-resistant alloy plate are available from the Haynes International, Inc. Houston Service Center to serve the surrounding chemical process industry. ↑



Quarter inch x 12 ft. shear at Windsor, Connecticut Service Center supplies customers in the northeast with sheet and light plate, cut-to-size. ↑



Large stocks of alloy mill products are also maintained at the Midwest Service Center. ↑



Pipe and tubing are other items available for immediate delivery from Houston Service Center. ↑



Billet awaits shipment to nearby forge shop at Haynes International, Inc. service center in Anaheim, California. ↑

For more technical detail request the following Haynes International brochures:

H-2069	Quick Reference to the Ultimate in Corrosion Protection
H-2083	HASTELLOY C-22 alloy; Case Histories in Hazardous Waste Treatment
H-2059	High Performance Alloys for Solving Severe Corrosion Problems in FGD Systems
H-2032	C-276 and C-22 alloy in Saturated Wet Chlorine
H-2062	Corrosion-Resistant Weld Filler Metal
H-2053	HASTELLOY C-22 alloy Excels in Tests for HCl Transmission Line
H-2063	Space Shuttle Launch Pad Bellows Material Evaluation (NASA)
H-2054	Corfacing Weld Overlays with HASTELLOY C-22 alloy
H-2066	HASTELLOY C-22 alloy Welding Information
H-2093	HASTELLOY C-22 Fine-Fin Tubulars in FGD Reheaters
H-1034	Applicable Specifications
Digest (Dec. '90)	Waste Incinerator Prototype with C-22 alloy

C-22[®] alloy specifications			
Alloy/Form	ASME	ASTM	AWS
Sheet/Plate/Strip	SB575	B575	—
Rod	SB574	B574	—
Seamless Pipe & Tube	SB622	B622	—
Welded Pipe	SB619	B619	—
Pipe Fittings	SB366	B366	—
Welded Tube	SB626	B626	—
Covered Welding Electrodes	SFA5.11 (ENiCrMo-10)	—	A5.11 (ENiCrMo-10)
Bare Welding Rods	SFA5.14 (ERNiCrMo-10)	—	A5.14 (ERNiCrMo-10)

C-22 alloy is available from stock in the following product forms

- Plate
- Sheet & Strip
- Billet
- Pipe (seamless & welded)
- Bar
- Wire
- Coated Electrodes
- Tubing (seamless & welded)

Acknowledgements:

Carpenter and 20Cb-3 are registered trademarks of Carpenter Technology Corporation.
 Allegheny and AL-6XN are registered trademarks of Allegheny Ludlum Steel Corporation.
 254 SMO is a registered trademark of Avesta Jernverks Aktiebolag.
 Jessop and JS700 are registered trademarks of Jessop Steel Company.

STANDARD PRODUCTS

By Brand or Alloy Designation:

HAYNES

International

HASTELLOY® Family of Corrosion-Resistant Alloys

B-2, B-3®, C-4, C-22®, C-276, C-2000®, D-205™, G-3, G-30®, G-50®, and N

HASTELLOY Family of Heat-Resistant Alloys

S, W, and X

HAYNES® Family of Heat-Resistant Alloys

25, R-41, 75, HR-120®, HR-160®, 188, 214™, 230®, 230-W™, 242™, 263, 556™, 617, 625, 65SQ®, 718, X-750, MULTIMET®, and Waspaloy

Corrosion-Wear Resistant Alloy

ULTIMET®

Wear-Resistant Alloy

6B

HAYNES Titanium Alloy Tubular

Ti-3Al-2.5V

(All trademarks are owned by Haynes International, Inc.)

Standard Forms:

Bar, Billet, Plate, Sheet, Strip, Coils, Seamless or Welded Pipe & Tubing, Pipe Fittings, Flanges, Fittings, Welding Wire, and Coated Electrodes

Properties Data:

The data and information in this publication are based on work conducted principally by Haynes International, Inc. and occasionally supplemented by information from the open literature, and are believed to be reliable. However, Haynes does not make any warranty or assume any legal liability or responsibility for its accuracy, completeness, or usefulness, nor does Haynes represent that its use would not infringe

upon private rights. Any suggestions as to uses and applications for specific alloys are opinions only and Haynes International, Inc. makes no warranty of results to be obtained in any particular situation. For specific concentrations of elements present in a particular product and a discussion of the potential health affects thereof, refer to the Material Safety Data Sheet supplied by Haynes International, Inc.

For More Information Contact:

North American Service Centers

Midwest Service Center

1020 W. Park Avenue
P.O. Box 9013
Kokomo, Indiana 46904-9013
Tel: 765-456-6012
800-354-0806
Fax: 765-456-6905

Eastern Service Center

430 Hayden Station Road
Windsor, Connecticut 06095
Tel: 860-688-7771
800-426-1963
Fax: 860-688-5550

Southern Service Center

The Northwood Industrial Park
12241 FM 529
Houston, Texas 77041
Tel: 713-937-7597
800-231-4548
Fax: 713-937-4596

Western Service Center

Stadium Plaza
1520 South Sinclair Street
Anaheim, California 92806
Tel: 714-978-1775
800-531-0285
Fax: 714-978-1743

International Service Centers

England

Haynes International, Ltd.
P.O. Box 10
Parkhouse Street
Openshaw
Manchester, M11 2ER
Tel: **44-161-230-7777**
Fax: 44-161-223-2412

Italy

Haynes International, S.R.L.
Viale Brianza, 8
20127 Milano
Italy
Tel: **39-2-2614-1331**
Fax: 39-2-282-8273

France

Haynes International, S.A.R.L.
Boite Postale 303
95617 Cergy Pontoise
Cedex, France
Tel: **33-1-34-48-3100**
Fax: 33-1-30-37-8022

Switzerland

Nickel Contor AG
Hohlstrasse 534
CH-8048 Zurich
Switzerland
Tel: **41-1-434-7080**
Fax: 41-1-431-8787

Tubular Products

3786 Second Street
Arcadia, Louisiana 71001-9701
Tel: 318-263-9571
800-648-8823
Fax: 318-263-8088

www.haynesintl.com

For Referral to Authorized Distributors in your area
Fax: 1-765-456-6079

Singapore

Haynes Pacific PTE LTD
15 McCallum Street
#05-03 Natwest Centre
Singapore 069045
Tel: **65-6-222-3213**
Fax: 65-6-222-3280